Full HD
Endoscopic System

# 2-in-1
# Power and Plasma System




## Handle (Autoclavable)

- **Handpiece: Adjustable rotation direction**
- **Speed Range: 10,000 RPM**
- **Blades: Single-use**

**Orthopedic Shaver System**



## Handle

- **Handpiece: Adjustable rotation direction**
- **Speed Range: Up to 4,000 RPM**
- **Blades: Reusable**

**ENT Shaver System**

**or**



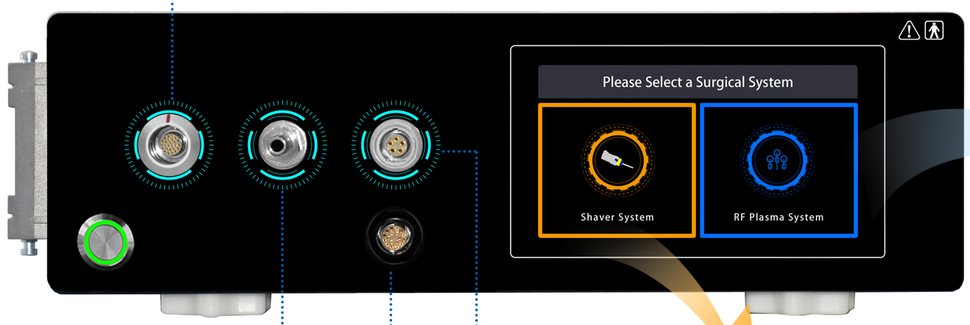


**Suction Interface**

**Plasma Interface**

**Foot Switch**





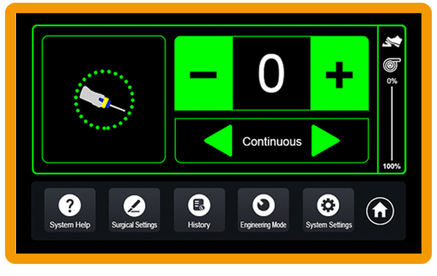


- Outer handpiece housing supports autoclaving (high-temperature, high-pressure sterilization).
- High torque; maximum speed up to 12,000 RPM. Speed rapidly adjusts to load changes for enhanced safety.
- Integrated suction capability; interface provides real-time suction status display.
- Supports both continuous rotation (direction software-selectable) and oscillating operation modes.
- Automatic recognition upon connection of handpiece and foot pedal.
- Supports remote software upgrades (Firmware Over-The-Air - FOTA).
- Multi-language settings support.
- Operation log recording, review, and export functionality.
- Integrated help information assists users in rapid troubleshooting.
- Compatible with a wide range of blade/shaving handpieces and electrodes to meet diverse clinical requirements.

## ■ Advantages Introduction:

- **Distinct Operational Modes**
  Features two easily distinguishable modes: ABLATE (for ablation and cutting) and COAG (for coagulation and hemostasis). Modes are clearly differentiated using yellow and blue coloring, reflected on both the device interface and the foot pedal.
- **Adjustable Cutting & Coagulation**
  Plasma Ablation & Cutting: Adjustable from levels 1 to 9.
  Plasma & RF Coagulation: Adjustable from levels 1 to 9. This innovative combined "Plasma & RF" coagulation function effectively seals larger blood vessels by forming thrombi.
- **Intelligent Auto-Recognition**
  The console automatically recognizes connected components – including handpieces/peripherals, the foot pedal, and power cables – providing corresponding on-screen displays and prompts. It automatically defaults energy settings based on the specific clinical application and the attached electrode/handpiece.
- **Automatic Protection Mechanism**
  An internal patented circuit system continuously monitors energy output and automatically pauses output upon detecting instant current peaks (e.g., if the electrode tip is too close to or contacts metal). Normal operation resumes automatically once the tip is returned to a safe distance.

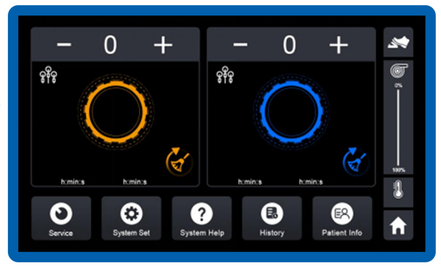


| Head diagram | Clinical Application Site | Blade Tip Shape (can be customized according to customer requirements) | Working Length (mm) | Integrated Irrigation Channel | Primary Clinical Application |
|---|---|---|---|---|---|
|  | Shoulder joint with electrodes | 90° degree circle | 135mm-150mm (Can be customized ) | Yes | Primarily used for synovectomy and acromioplasty. |
|  | Knee joint with electrodes | 30° -50° degree circle | 135mm-150mm (Can be customized ) | Yes | Primarily used for synovectomy and cartilage treatment. |
|  | Knee joint with electrodes | 30-50° Single hook type | 135mm-150mm (Can be customized ) | No | Primarily used for meniscectomy and ligament shaping. |
|  | Knee joint with electrodes | 30-50° Butterfly shape | 135mm-150mm (Can be customized ) | Yes | Primarily used for lateral collateral ligament and patellar retinaculum release. |
|  | Shoulder joint with electrodes | 90° Circular Multi-Electrode Array | 135mm-150mm (Can be customized ) | No | Primarily used for synovectomy and acromioplasty. |
|  | Knee joint with electrodes | 90° right angle circular multi-needle | 135mm-150mm (Can be customized ) | Yes | Primarily used for ligament relaxation and fiber resection repair. |
|  | Hip joint with electrodes | Annular | 135mm-150mm (Can be customized ) | Yes | Primarily used for hip joint plasma radiofrequency ablation surgery. |