WeChat official account

Company's website

Technical support

Complaint and advice

Xuzhou Hengjia Electronic Technology Co.,Ltd

86-4008321868/86-0516-83956616

GEIWRE@HOTMAIL.COM

www.geiwremedical.com en.geiwre.com

28 Chang'an Road, High-tech District, Xuzhou, Jiangsu Province, China

GEIWRE products reserve the right to change product design and specifications, the size, Appearance and color of the products in the picture are subject to the actual equipment, for internal learning purposes only, if there are printing errors or omissions, the original information shall prevail.

GIR®

Full HD Endoscopic System

4K CAMERA
4K FLUORESCENCE







Xuzhou Hengjia Electronic Technology Co.,Ltd

Established in 2010,we are a high-tech medical product enterprise integrating R&D., production, sales and after-sales,specializing in medical endoscopy camera system, HD endoscope camera series (HD 1080P, Full HD 1200P, 4K FHD 2100P), LED cold light source, HD medical monitor, CO_2 Insufflator, Irrigation pump, medical instruments,etc.

Outstanding quality is the foundation of our company and all products are manufactured by our factory in China with ISO 13485 certificate and ISO9001 quality system certification. We are looking forward to providing you the best service.

Product advantages

1.The camera chip adopts German technology,the picture quality is clear and realistic, which will not cause fatigue and vertigo when the doctor is doing the surgery.

2.Deeper depth of field,the images of different fields of view during surgery are the same, and the edges of the images are not blurred, which improves the accuracy and effectiveness of minimally invasive surgery.

3.Metal casing, strong anti-interference and more wear-resistant than plastic.

4.No visual delay of the image during the surgery, which helps to improve the accuracy of the surgery and helps to relieve the surgery fatigue.



Precise surgical navigation system

- 4K UHD Imaging
- Super Strong Redution
- High Precision
- Dual System
- Ultra-Sensitive

Camera parameters:

- Size of CMOS: 4×1/2.8 "
- Resolution: 3840（H）×2160(V)
- Definition: 9,000,000 pixels
- Minimal illumination: 0.5Lux
- Video output : HDMI2.0, SDI (4K Ultra HD output) DVI, USB3.0
- Camera cable:2.8m/Length customized
- Power supply: AC85~264VAC
- SNR： 50dB
- Scanning system : Line by line scanning
- Store internal hard disk or USB storage
- Language: Chinese, English, Russian, Japanese and Spanish can be switched

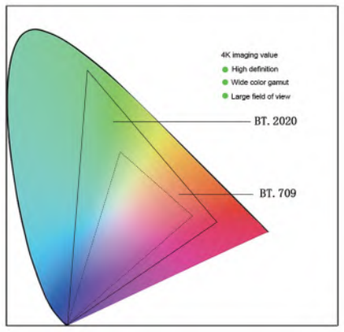

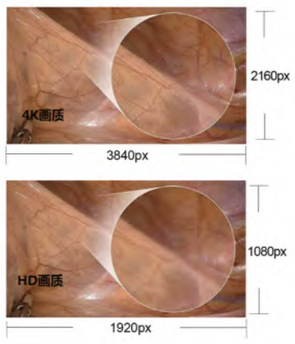

Scope of application: Thoracic surgery,hepatobiliary surgery, gynecology, urology,gastrointestinal surgery.



Medical 4K monitor

Adopted the world's leading imaging data arrangement to ensure the accurate separation of the three original colours of light

Horizontal resolution up to 2160 lines, fine display of the fine blood vessels,fine nerves, fascia level in surgery

Medical imported LCD screen, a variety of colour adjustment modes

Model	HD-2110W	HD-2410W	HD-2710W	HD-3210W	HD-4310W	HD-5510W
Screen Size	21-inch	24-inch	27-inch	32-inch	43-inch	55-inch
Resolution	1920×1080	1920×1080/3840×2160	1920×1080/3840×2160	3840×2160	3840×2160	3840×2160
Aspect Ratio	16:9					
Power	12V		24V	85 ~ 264VAC 50/60Hz		
Colour Tone	16.7m					
Brightness	450cd/m²	750cd/m²	1100cd/m²			
Viewing Angle	178H/178V					
Boot Speed	1ms					
Interface	USB,HDMI,DVI,VGA,AV×3,Aud×2			HDMI×3,DP,Aud		HDMI×2,DVI,VGA,BNC×2, USB,Input×2,Output×2,LAN

4K Fluorescent fusion light source

- Ultra-high brightness LED cold light source
- Color temperature: approximately 6000K;
- Extra-long service life with a usage time of ≥30,000 hours;
- Color Rendering Index (CRI) ≥90, ensuring that illuminated tissues appear closer to their true colors;
- Manually adjustable light intensity with ≥10 dimmable levels;
- Cold white color temperature combined with a fluorescent wavelength of 780nm, minimizing fatigue even after long-term use;
- Excellent heat dissipation and silent operation performance;
- Universal light guide interface compatible with the brand's own light guides and those from other brands;
- Power consumption ≤100W, offering greater energy efficiency and environmental friendliness.

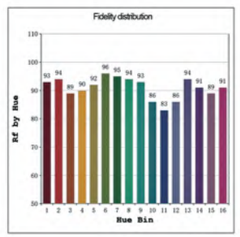

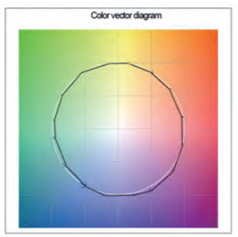

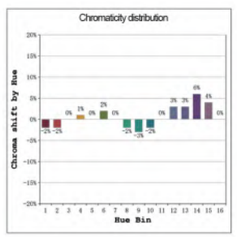

■ GEV-610 4K

- Size of CMOS: 1×1/1.8"
- Resolution: 3840(H)×2160(V)
- Definition: 9,000,000 pixel
- Minimum illumination: 0.3Lux
- Video output: HDMI2.0,12G-SDI(4K UHD output)
  DVI,USB3.0×2,LAN
- Shutter speed: 1/60~1/60000(NTSC),1/50~50000(PAL)
- Camera cable: 2.8m / Length customized
- Power: 85 ~ 264VAC

■ GEV-620 4K

- Size of CMOS: 3×1/1.8"
- Resolution: 3840(H)×2160(V)
- Definition: 9,000,000 pixel
- Minimum illumination: 0.3Lux
- Video output: HDMI2.0,12G-SDI(4K UHD output)
  DVI,USB3.0×2,LAN
- Shutter speed: 1/60~1/60000(NTSC),1/50~50000(PAL)
- Camera cable: 2.8m / Length customized
- Power: 85 ~ 264VAC





■ GEV-610 (2-in-1) 4K

- Size of CMOS: 1×1/1.8"
- Resolution: 3840(H)×2160(V)
- Definition: 9,000,000 pixel
- Minimum illumination: 0.3Lux
- Video output: HDMI2.0,12G-SDI(4K UHD output)
  DVI,USB3.0×2,LAN
- Shutter speed: 1/60~1/60000(NTSC),1/50~50000(PAL)
- Camera cable: 2.8m / Length customized
- LED Lamp power: 120W
- Power: 85 ~ 264VAC



■ HJ-30 (Touch screen)

- Output power: 140W/120W/100W
- Use life: ≥50000Hours
- Color temperature: 3000-7000k
- Brightness: ≥1600000lx
- Dimming mode: Touch button, PWM can set a variety of working curves,Automatic temperature detection and control, colour rendering index ≥93
- Light cable: Φ4mm,3000mm, autoclavable



Classic Edition





■ HD-810

HD 1080P

- Size of CMOS: 1/2.8 "
- Resolution: 1920 (H) ×1080(V)
- Definition: 2,000,000 Pixels
- Minimal illumination: 0.3Lux
- Video output : SDI,BNC,AOUT,AIN,DVI,HDMI,VGA,LAN,USB
- Shutter speed: 1/60~1/60000(NTSC),1/50~50000(PAL)
- Camera cable: 2.5m/Special lengths can be customized
- Power supply: 85 ~ 264VAC
- Language: Chinese, English, Russian, Japanese and Spanish can be switched



■ HD-910

FHD 1200P

- Size of CMOS: 1/1.8 "
- Resolution: 1920 (H) ×1200(V)
- Definition: 2,600,000 Pixels
- Minimal illumination: 0.3Lux
- Video output: SDI,BNC,DVI,HDMI,USB
- Shutter speed: 1/60~1/60000(NTSC),1/50~50000(PAL)
- Camera cable: 2.8m/ Length customized
- Power supply: 85 ~ 264VAC
- Language: Chinese, English, Russian, Japanese and Spanish can be switched









HD 1080P

HD-820 Product Parameter

- Size of CMOS: 1/2.8 "
- Resolution: 1920 (H) × 1080(V)
- Definition: 2,000,000 pixels
- Minimal illumination: 0.3Lux
- Video output: SDI,BNC,AOUT,AIN,DVI,HDMI,VGA,LAN,USB
- Shutter speed: 1/60~1/60000(NTSC),1/50~50000(PAL)
- Camera cable: 2.5m/Length customized
- Power supply: 85 ~ 264VAC
- LED Lamp power: 100W
- Use life: ≥50000Hours
- Language: Chinese, English, Russian, Japanese and Spanish can be switched

Camera panel function menu to achieve a variety of operations.

Applicable department: department of gynaecology, otolaryngology, orthopedic cosmetic department and other routine examination and surgery.



SD 900P

HD-720 Product Parameter

- Size of CMOS: 1/3 "
- Resolution: 1560(H) × 900(V)
- Definition: 1,800,000 pixels
- Minimal illumination: 0.1Lux
- Video output: BNC × 2,HDMI(optional)
- Shutter speed: 1/60~1/60000(NTSC),1/50~50000(PAL)
- Camera cable: 2.5m/ Length customized
- Power supply: 85 ~ 264VAC
- LED Lamp power: 100W
- Use life: ≥50000Hours
- Language: Chinese, English, Japanese and Korean can be switched

Camera panel function menu to achieve a variety of operations.

Applicable department: department of gynaecology, otolaryngology, orthopedic cosmetic department and other routine examination and surgery.

☎ 86-400-8321868 www.geiwremedical.com







4K 2160P

HD-390(Size optional) Parameter

- Size of CMOS: 1×1/1.8”
- Image size: 3840(H) × 2160(V)
- Definition: 9,000,000 pixels
- Video output: HDMI2.0/12G-SDI (4K) DVI,USB3.0 × 2,LAN
- Handle wire: 2.9m/Length customized
- LED Lamp power: 140W
- Use life: ≥50000Hours
- Power: 85 ~ 264VAC
- Monitor: 24 " /27 " monitor
- Language: Chinese, English, Russian, Japanese and Spanish







FHD 1200P

HD-380(Size optional) Parameter

- Size of CMOS: 1/1.8”
- Image size: 1920(H) × 1200(V)
- Definition: 2600,000 pixels
- Video output: SDI,DVI,HDMI,BNC,USB
- Handle wire: 2.8m/Length customized
- LED Lamp power: 100W
- Use life: ≥50000Hours
- Power: 85 ~ 264VAC
- Monitor: 21 " /24 " /27 " monitor
- Language: Chinese, English, Russian, Japanese and Spanish

☎ 86-400-8321868 www.geiwremedical.com

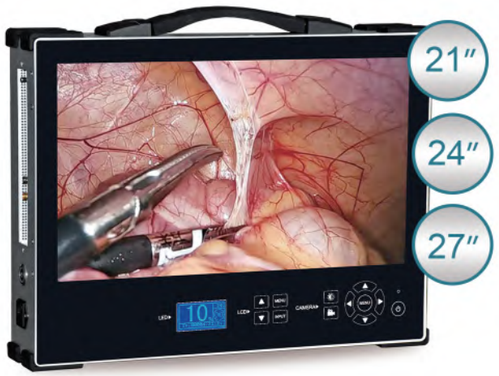





FHD 1080P

HD-370(Size optional) Parameter

- Size of CMOS: 1/1.8”
- Image size: 1920(H) × 1080(V)
- Definition: 2,600,000 pixels
- Video output: HDMI,SDI,DVI,BNC,USB
- Handle wire: 2.8m/Length customized
- LED Lamp power: 100W
- Use life: ≥50000Hours
- Power: 85 ~ 264VAC
- Monitor: 21 " /24 " /27 " monitor
- Language: Chinese, English, Russian, Japanese and Spanish

Advantages: Primary color, long depth of field, fatigue relief, manual white balance, freeze key,USB video storage key, take photos, store, video,remote control,consulting training program.The USA imported LED lamp beads,light source120w 21 " /24 " /27 " LCD monitor.

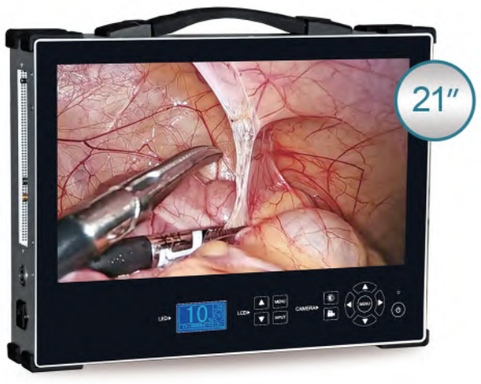





HD 1080P

HD-370I(Size optional) Parameter

- Size of CMOS: 1/2.8”
- Image size: 1920(H) × 1080(V)
- Definition: 2,000,000 pixels
- Video output: BNC,HDMI×2,USB
- Handle wire: 2.8m/Length customized
- LED Lamp power: 100W
- Use life: ≥50000Hours
- Power: 85 ~ 264VAC
- Monitor: 21 " monitor
- Language: Chinese, English, Russian, Japanese and Spanish

Advantages: Primary color, long depth of field, fatigue relief, manual white balance, freeze key,USB video storage key, take photos, store, video,remote control,consulting training program.The USA imported LED lamp beads,light source120w 21 " LCD monitor.

☎ 86-400-8321868 www.geiwremedical.com



FHD 1200P

HD-330 Product Parameter

- Size of CMOS: 1/1.8 "
- Resolution: 1920 (H) ×1200(V)
- Definition: 2,600,000 pixels
- Video output: HDMI,SDI,DVI,BNC,USB
- Shutter speed: 1/60~1/60000(NTSC),1/50~50000(PAL)
- Camera cable: 2.8m/Length customized
- LED Lamp power: 100W
- Power: 85 ~ 264VAC
- Use life: ≥50000Hours
- Language: Chinese, English, Russian, Japanese and Spanish

Advantages: White balance, high-definition freezing, photo-taking, video storage. The color is true, the image is delicate, and the depth of field is longer.



HD 1080P

HD-320 Product Parameter

- Size of CMOS: 1/2.8 "
- Resolution: 1920 (H) ×1080(V)
- Definition: 2,000,000 pixels
- Video output: SDI,BNC,DVI,HDMI,USB
- Shutter speed: 1/60~1/60000(NTSC),1/50~50000(PAL)
- Camera cable: 2.8m/Length customized
- LED Lamp power: 100W
- Power: 85 ~ 264VAC
- Use life: ≥50000Hours
- Language: Chinese, English, Russian, Japanese and Spanish

Advantages: White balance, high-definition freezing, photo-taking, video storage. The color is true, the image is delicate, and the depth of field is longer.







SD 900P

HD-310/HD- 310(plastic) Product Parameter

- Size of CMOS: 1/3 "
- Image size: 1560（H）× 900(V)
- Definition: 1,800,000 pixels
- Video output: BNC,BNC,USB(optional),HDMI
- Handle wire: 2.5m/Length customized
- LED Lamp power: 60W
- Use life: ≥50000Hours
- Power: 85 ~ 264VAC
- Monitor: 15.6 " monitor
- Language: Chinese, English, Russian, Japanese and Spanish

Advantages: Camera panel function menu to achieve a variety of operations.

☎ 86-400-8321868 www.geiwremedical.com

CO_2 Insufflator

GEV-300 /GEV-450 Product Parameter



- Power supply voltage and frequency: 85 ~ 264VAC
- Power supply power: 100-400W (optional, 300W)
- Ambient temperature: -20℃~80℃
- Ambient humidity: 30%-75%
- Use gas: medical grade CO_2
- Working pressure range: 0-25mmHg
- Gas flow: 30L/50L min



Decompression watch

Needle



Pressure tube

Pneumoperitoneum tube



Smoke gas filter

Model	GEV-300	GEV-450
Gas flow	30L	50L

Advantages:

Pressure alarm function

Sound alert function

Color warning function

LCD touch screen display, so that the operator at a glance,

Automatic adjustment of pulse air supply time,

Making clinical application more safe and reliable,

Optional heating function

☎ 86-400-8321868 www.geiwremedical.com

Irrigation Pump

GEV-240 Product Parameter



- Irrigation pressure setting range: 15mmHg~700mmHg
- Irrigation flow setting range: 10mL/min~1500mL/min
- Suction pressure setting range: 100mmHg~400mmHg
- Suction flow setting range: 1000mL/min~30000mL/min



Irrigation pump line



Silicone diaphragm×4





Fuse×2



Silicone tube
(Optional accessories)



Suction bottle 2000ml
(Optional accessories)

Function	Irrigation	Suction
Pressure range	15mmHg-700mmHg	100mmHg-400mmHg

Advantages:

Adopting compression water supply to provide a more refined water supply method for surgery, maintaining the shape and visual effect of the cavity well, forming an ideal surgical space and clear field of view;

Using liquid media to pressurize and expand the cavity to form a visible space, and to clean the dirty blood inside the cavity, making intraoperative observation more convenient, surgical field of view clearer, and more convenient for doctors to operate;

Widely applicable (urology, gynecology, orthopedics, neurosurgery, proctology, general surgery, etc.);

Using a 5-inch LCD screen display, it is clear at a glance.

☎ 86-400-8321868 www.geiwremedical.com

Ultrasonic Scalpel

- External dimensions: 36cm (L) x 40cm (W) x 16cm (H)
- Input power: 85 ~ 264VAC
- Rated power: 100VA
- Fuse: 3A
- Excitation frequency: 55.5kHz ± 1.0kHz
- Ambient temperature: 10 °C to 40 °C
- Relative humidity: ≤75%
- Atmospheric pressure: 700hPa to 1060hPa



The host starts up with an intelligent self-test,no need for manual testing. The host has an intuitive 5-stage energy adjustment interface, 1-5 free selection switch. Better coagulation effect, faster cutting speed, preventing adhesionsduring surgery.Surface roughness : Surface roughness of the tool tip Ra ≤ 0.8 μm.



① Rod length : 140mm/ 230mm / 360mm/ 450mm
② Spin button : 360° rotating
③ Activation button
④ Trigger
⑤ Ultrasonic transducer





☎ 86-400-8321868 www.geiwremedical.com

FDA CE ISO 9001 ISO ISO13485 IPM FC RoHS

Medical Shaver System

- Ambient Temperature: 5℃~30℃
- Relative Humidity: ≤80%Rh
- Atmospheric Pressure: 860hPa~1060hPa
- Power Supply: ~ 220V; 50Hz
- Input Power: 200VA







1. 『Orthopedic Shaver System』

- Quick-change tool connection. Both the power handpiece and its cable can be sterilized via high-temperature, high-pressure autoclaving.
- High-speed motor delivers powerful and stable output torque of 45 mNm, ensuring user-friendly operation.
- The handpiece shell temperature rise is ≤25°C, with low noise emission ≤65 dB, suitable for prolonged continuous operation.
- Power output speed ranges from 0 to 14,000 rpm, with foot pedal control for seamless stepless speed adjustment.
- Output Power: Over 100W.

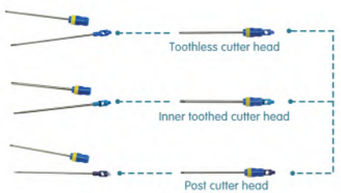



Handle

- **Handpiece: Adjustable rotation direction**
- **Speed Range: 10,000 RPM**
- **Torque Constant (6-step DC drive)at 155℃ winding temp oz-in/Amp DC: 1.12 - 4.04, mNm/Amp DC: 7.92 - 28.5**
- **Blades: Single-use**

2. 『ENT Shaver System』

Quick-change tool connection. Both the power handpiece and its cable can be sterilized via high-temperature, high-pressure autoclaving.



Handle



- **Handpiece: Adjustable rotation direction**
- **Speed Range: Up to 4,000 RPM**
- **Torque Constant (6-step DC drive)at 155℃ winding temp oz-in/Amp DC: 1.12-4.04, mNm/Amp DC: 7.92-28.5**
- **Blades: Reusable**

3. 『Disposable Blades』

Blade Name	Cutter Head	Specifications
Double Blade		Outer Diameter: Φ4.2 Shaft Length: 130 mm
Crocodile Blade		
Teardrop Blade		
Single Blade		
Curved Blade		
Non-Toothed Blade		

☎ 86-400-8321868 www.geiwremedical.com

2-in-1 Shaver and Plasma System

The suction-cut electrode tip features enhanced visibility and more controllable cutting precision, enabling rapid resection of various soft tissues. In addition to clearing bubbles from the surgical field, its powerful suction capability attracts free-floating tissue fragments to the electrode, allowing surgeons to focus on their technique without being distracted by loose soft tissues.



■ Advantages Introduction:

- **Distinct Operational Modes**
  Features two easily distinguishable modes: ABLATE (for ablation and cutting) and COAG (for coagulation and hemostasis). Modes are clearly differentiated using yellow and blue coloring, reflected on both the device interface and the foot pedal.
- **Adjustable Cutting & Coagulation**
  Plasma Ablation & Cutting: Adjustable from levels 1 to 9.

  Plasma & RF Coagulation: Adjustable from levels 1 to 9. This innovative combined "Plasma & RF" coagulation function effectively seals larger blood vessels by forming thrombi.
- **Intelligent Auto-Recognition**
  The console automatically recognizes connected components – including handpieces/peripherals, the foot pedal, and power cables – providing corresponding on-screen displays and prompts. It automatically defaults energy settings based on the specific clinical application and the attached electrode/handpiece.
- **Automatic Protection Mechanism**
  An internal patented circuit system continuously monitors energy output and automatically pauses output upon detecting instant current peaks (e.g., if the electrode tip is too close to or contacts metal). Normal operation resumes automatically once the tip is returned to a safe distance.



■ Enables seamless integration into Irrigation pump systems.



■ Shaver System



■ RF Plasma System



Handle (Autoclavable)
- Handpiece: Adjustable rotation direction
- Speed Range: 10,000 RPM
- Blades: Single-use

Orthopedic Shaver System

or



Handle
- Handpiece: Adjustable rotation direction
- Speed Range: Up to 4,000 RPM
- Blades: Reusable

ENT Shaver System

Head diagram	Clinical use site	Blade tip shape (can be customized according to customer requirements)	Work end length	Does it come with a waterway	Purpose/Description
	Shoulder joint with electrodes	90° degree circle	135mm-150mm (Can be customized)	Yes	Primarily used for synovectomy and acromioplasty.
	Knee joint with electrodes	30° -50° degree circle	135mm-150mm (Can be customized)	Yes	Primarily used for synovectomy and cartilage treatment.
	Knee joint with electrodes	30-50° Single hook type	135mm-150mm (Can be customized)	No	Primarily used for meniscectomy and ligament shaping.
	Knee joint with electrodes	30-50° Butterfly shape	135mm-150mm (Can be customized)	Yes	Primarily used for lateral collateral ligament and patellar retinaculum release.
	Shoulder joint with electrodes	90° Circular Multi-Electrode Array	135mm-150mm (Can be customized)	No	Primarily used for synovectomy and acromioplasty.
	Knee joint with electrodes	90° right angle circular multi-needle	135mm-150mm (Can be customized)	Yes	Primarily used for ligament relaxation and fiber resection repair.
	Hip joint with electrodes	Annular	135mm-150mm (Can be customized)	Yes	Primarily used for hip joint plasma radiofrequency ablation surgery.



- Outer handpiece housing supports autoclaving (high-temperature, high-pressure sterilization).
- High torque; maximum speed up to 12,000 RPM. Speed rapidly adjusts to load changes for enhanced safety.
- Integrated suction capability; interface provides real-time suction status display.
- Supports both continuous rotation (direction software-selectable) and oscillating operation modes.
- Automatic recognition upon connection of handpiece and foot pedal.
- Supports remote software upgrades (Firmware Over-The-Air - FOTA).
- Multi-language settings support.
- Operation log recording, review, and export functionality.
- Integrated help information assists users in rapid troubleshooting.
- Compatible with a wide range of blade/shaving handpieces and electrodes to meet diverse clinical requirements.

GEIWRE Full HD Endoscopic System

URETHROCYSTOSCOPE

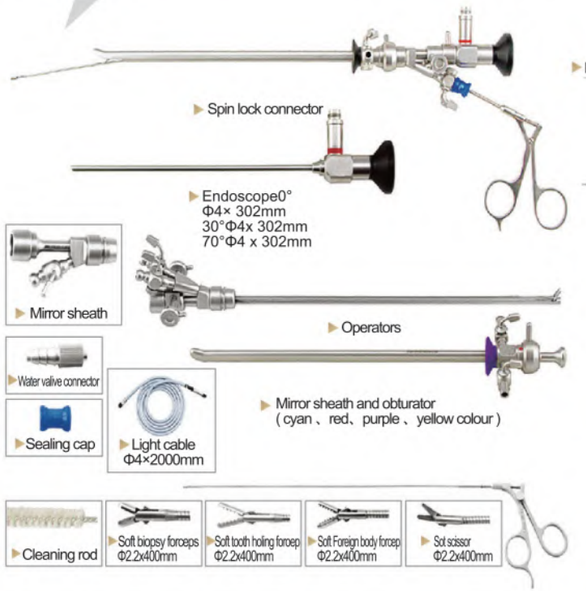

URETEROSCOPE

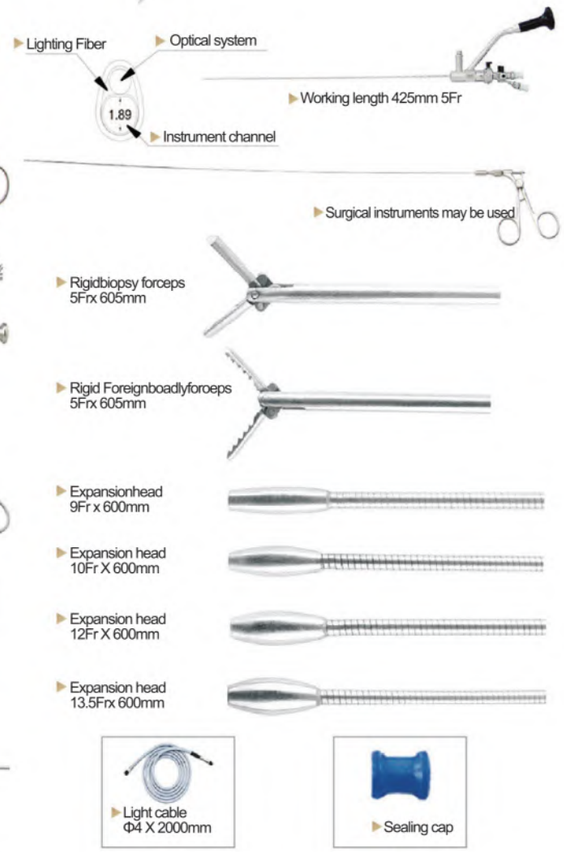

PROSTATIC VAPORIZING ELECTROSCOPE

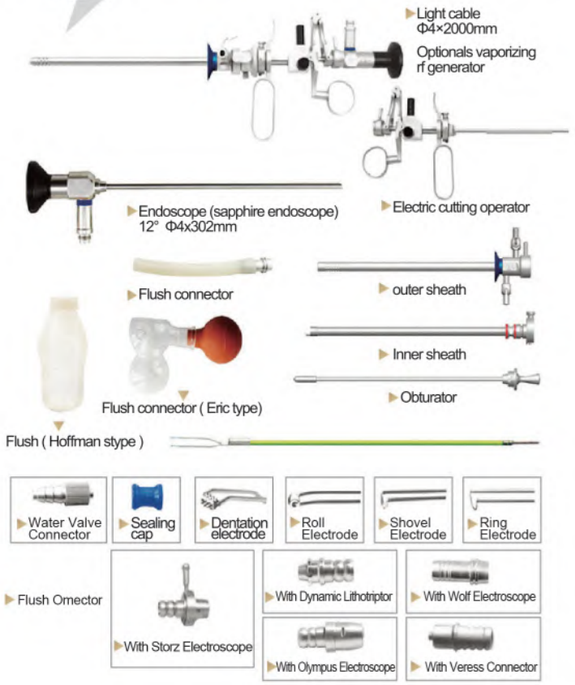

FIBERSCOPE



- Fiber-ureteroscope, Visual angle 0°, up and down bending 270°, external channel diameter: 2.9mm, 680mm working length 680mm, 3.6Fr: insstrument channel.

- 3Fr four–wire set stone blue long 910mm
  3Fr Foreign body forceps 920mm
  3Fr trielcon 910mm
  3Fr ballpoint–electric 920mm
  3Fr biopsy forceps 920mm

☎ 86-400-8321868 www.geiwremedical.com

FDA CE ISO 9001 ISO ISO13485 IMS FC RoHS



UHD Otoscope

Specifications (autoclavable)

Product number	Diameter	Working Length	Angle of View	Utra-wide field
ER-01	4.0mm	110mm	0°	90°
ER-02	3.0mm	110mm	0°	90°
ER-03	2.7mm	110mm	0°	90°



UHD Sinuscope

Specifications (autoclavable)

Product number	Diameter	Working Length	Angle of View	Utra-wide field
BJ-01	4.0mm	175mm	0°	90°
BJ-03	4.0mm	175mm	30°	90°
BJ-04	4.0mm	175mm	45°	90°
BJ-07	4.0mm	175mm	70°	90°



UHD Laryngoscope

Specifications (autoclavable)

Product number	Diameter	Working Length	Angle of View	Utra-wide field
HJ-07	8.0mm	185mm	70°	90°
HJ-09	8.0mm	185mm	90°	90°
HJ-09S(handle)	8.0mm	185mm	90°	90°
HJ-071	6.0mm	185mm	70°	90°
HJ-091	6.0mm	185mm	90°	90°



UHD Hysteroscope

Specifications (autoclavable)

0° ϕ4.0mm×302mm / 30° ϕ4.0mm×302mm / 70° ϕ4.0mm×302mm



UHD Cystoscope

Specifications (autoclavable)

0°	ϕ4.0mm×302mm	0°	ϕ2.7mm×302mm
30°	ϕ4.0mm×302mm	30°	ϕ2.7mm×302mm
70°	ϕ4.0mm×302mm	70 °	ϕ2.7mm×302mm



UHD Laparoscope

Specifications (autoclavable)

Autoclavable

GF0001 0° Φ10*310mm
GF0001.1 0° Φ10*330mm
G-F0001.3 0° Φ5*330mm

GF0002 30° Φ 5*310mm
G-F0002.1 30° Φ5*330mm
G-F0002.3 30° Φ10*330mm





UHD Arthroscopy

Specifications (autoclavable)



☎ 86-400-8321868 www.geiwremedical.com